






# Bryerpatch Studio

Fine Art Quilts by Caryl Bryer Fallert-Gentry

## Packing List Tube 1

Quilt Title	
	Checks & Balances <b>ROD NEEDED</b>
	Feather Study #1 + top & bottom rod Bottom rod is inside the top rod. Rods inside the center cardboard core.
	Celebration #2 + top & bottom rod Rods inside the center cardboard core.
	Extension Rod for Urban Maze (top only) (Quilt in Pelican Case 1)
	Rod for Cathedral Window (top only) (Quilt in Pelican case #1)
	Rods for Reflection #18 (top & bottom) (Quilt in Tube #4)
	Rods for Reflection #21 (top & bottom) (Quilt in Tube #4)
	Rods for Reflection #28 (top & bottom) (Quilt in Tube #3)

- Roll each quilt tightly around the center cardboard core, starting with Checks & Balances, then Feather Study #1, and finally Celebration #2. **To make this easy:** As you finish rolling each quilt, tuck the top of the next quilt between the roll and the last 6"-8" of the previous quilt. Please do not try to roll them all together at the same time, this will result in wrinkling of the inside quilts and will make the roll too big to fit into the tube.
- Place rods inside the center cardboard core.
- Finally, roll the wrapping sheet around the whole bundle and secure with the fabric ties (bows only please). Slide into the plastic sleeve and slide the whole bundle into the shipping tube.

**SHIP TO:** Nixon Centre for the Arts, 1523 Lower Fayetteville Rd. •  
Newnan, GA 30265

Phone: 770-254-2787 • Cathe Nixon: [cathe.nixon@cowetaschools.net](mailto:cathe.nixon@cowetaschools.net)