







Bryerpatch Studio

Fine Art Quilts by Caryl Bryer Fallert-Gentry

Packing List Tube 4

Quilt Title	
	Reflection #18 top and bottom rods in Tube #1
	Me & My 404 Blues + top and bottom rods
	Feather Study #23 + top and bottom rods
	Farewell to the Silver Bird + top and bottom rods

- Roll each quilt tightly around the center core, (top to bottom for flat quilts, side-to-side for tucks) in the order listed above.

As you finish rolling each quilt, tuck the edge of the next quilt between the roll and the last 6"-8" of the previous quilt.

Please do not try to roll them all together at the same time, this will result in wrinkling of the inside quilts and will make the roll too big to fit into the tube.

- Place metal rods inside the center core.
- Finally, roll the wrapping sheet around the whole bundle and secure with the fabric ties (bows only please). Slide into the plastic sleeve and slide the whole bundle into the shipping tube.

SHIP TO ADDRESS BELOW TO ARRIVE AFTER OCTOBER 26:

Caryl Fallert-Gentry, 10 Baycliff Place, Port Townsend, WA 98368

360-385-2568 • caryl@bryerpatch.com