






Bryerpatch Studio

Fine Art Quilts by Caryl Bryer Fallert-Gentry

Packing List Tube 5 Rods inside the center core.

Quilt Title	
	Illusion #13 + top & bottom rods
	Reflection #21 Top and bottom rods in center core of Tube #1
	Spirogyra #1 + top & bottom rods

- Roll each quilt tightly around the center cardboard core, (top to bottom for flat quilts, side-to-side for tucks) in the order listed above.

As you finish rolling each quilt, tuck the edge of the next quilt between the roll and the last 6"-8" of the previous quilt.

Please do not try to roll them all together at the same time, this will result in wrinkling of the inside quilts and will make the roll too big to fit into the tube.

- Place metal rods inside the center core.
- Finally, roll the wrapping sheet around the whole bundle and secure with the fabric ties (bows only please). Slide into the plastic sleeve and slide the whole bundle into the shipping tube.

SHIP TO: Nixon Centre for the Arts, 1523 Lower Fayetteville Rd. •
Newnan, GA 30265

Phone: 770-254-2787 • Cathe Nixon: cathe.nixon@cowetaschools.net